

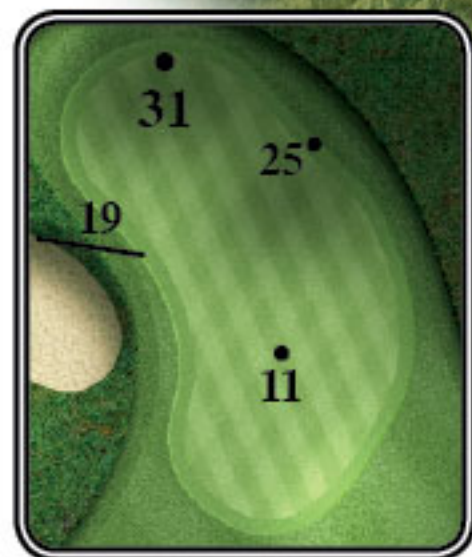
● 390 ○ 364 ● 349 ● 297

 1
PAR 4

Use the left fairway bunker as your target. The approach shot should be to the middle of the green to avoid the bunker on the left and the swale on the right.

290
264
248
196

234
209
193
142





2



329



308



296



253

PAR 4


Aim at the right fairway bunker as this will leave you with a good angle to a green that sits diagonally. Beware of the green as it runs off from all angles, so aim for the middle.



271
251
238
194

245
224
212
168

52
70
87
117
125



● 167 ○ 148 ● 119 ● 116

 3
PAR 3

Take a longer club as the elevation is deceptive and the green is deeper than you can see.





4



516



490



400



398

PAR 5

The left bunker will come into play for longer hitters, so aim just to the right to the narrow part of the fairway. The player who wants to take on the green, can be played over the second bunkers as there is plenty of space.

268
242
151
149

245
219
130
128

261

228

175

121

85



● 413 ○ 384 ● 321 ● 319

 5
PAR 4

The fairway bunker is the safe play, but for the longer hitter, you can take on the corner and go for the larger part of the fairway. Beware of missing the green left as it runs off towards an environmental area.



271
242
179
177

55

73

108

126

144

159

35

17

9




6

PAR 3

● 193 ○ 175 ● 155 ● 85


Take note of the wind here as it swirls in the trees - look at the flag poles at the clubhouse behind you. The green slopes from left to right.



● 526 ○ 501 ● 396 ● 394

7
PAR 5

This Par 5 has a split fairway for your second shot. A risk and reward as the more difficult 2nd shot to carry the bunkers will leave you an easier 3rd shot down to the green.



265
240
135
133

83

121

120

86

178

174

227

259

21

29

17

13

13



8



339



303



295



236

PAR 4

Take note of the pin when considering the tee shot as the fairway is split, and you should prefer to leave yourself a full approach shot to this green.



227
191
183
126

214
167
159
110

31
25
18
10
6

72

54

84

125

120

● 506 ○ 469 ● 362 ● 359

9
PAR 5

Use the Halfway house as the target line off the tee. To avoid the greenside bunkers you should favour an approach shot to the green that is hit a little long.



269
232
125
122

33
28
21
10 12

10 PAR 4

● 367 ○ 345 ● 285 ● 281


The longer hitter can aim to hit between the fairway bunkers on the right to open up the green for your second. The approach shot should favour long right to avoid the swale on the left.



● 184 ○ 169 ● 135 ● 131

 11
PAR 3

Aim for the middle left of the green to avoid the pot bunker on the front right. Beware the sucker pin tucked behind the bunker.



12

PAR 5

● 509 ○ 482 ● 377 ● 375

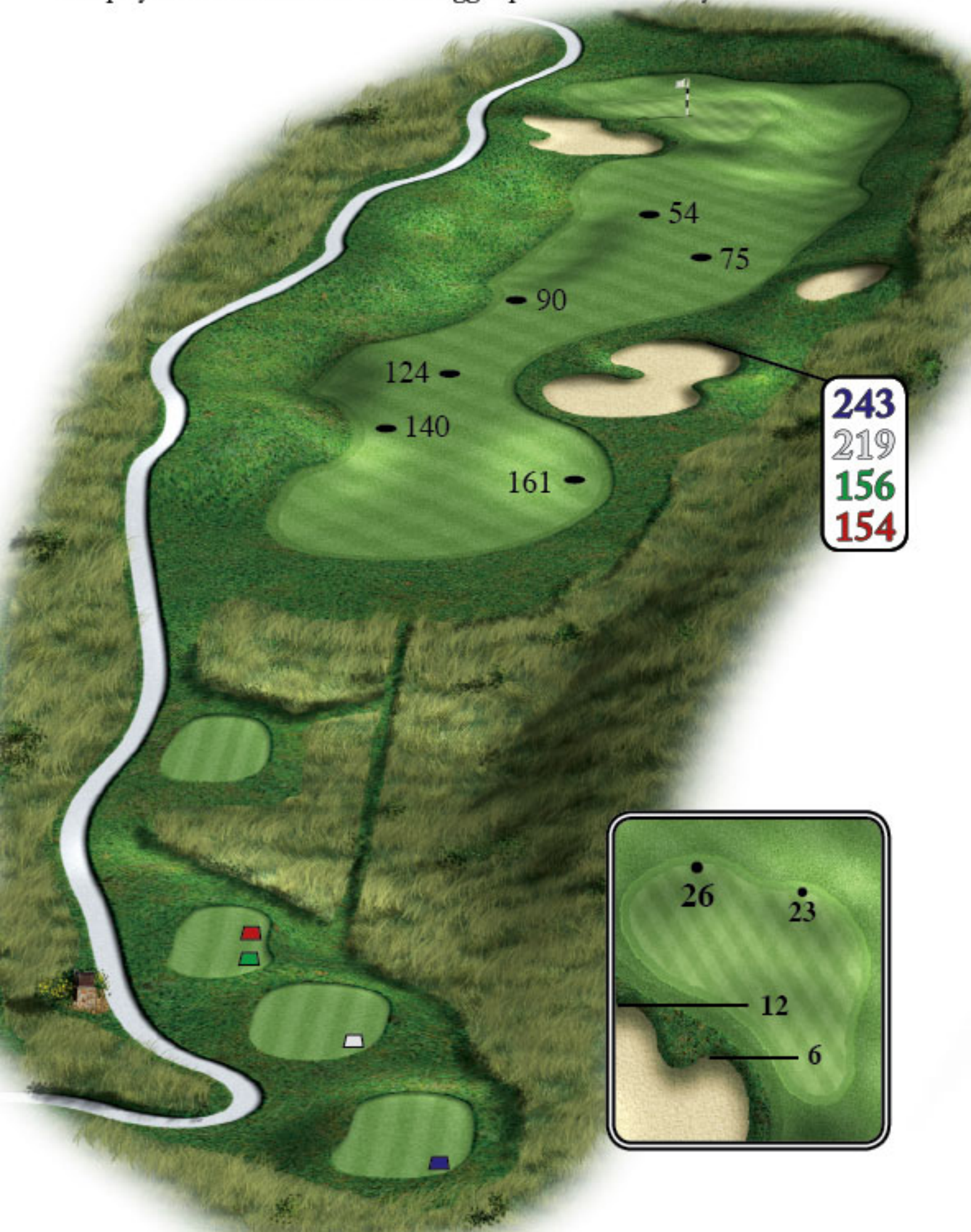
The longer hitter can go over the left fairway bunker so as to reach in two. To avoid the water and bunkers the approach shot can be hit to use the slope on the right. The ball will feed back onto the green.




● 375 ○ 352 ● 287 ● 285

 13
PAR 4

The longer hitter can carry the bunkers on the right to leave you a better angle into the green, otherwise respect the hole and play left of the bunker to the bigger part of the fairway.



243
219
156
154



14 PAR 3

● 208 ○ 190 ● 158 ● 154

This hole is longer than you think as there is dead ground in front of the green. Take an extra club!



● 429 ○ 403 ● 324 ● 322

 15
PAR 4

The tee shot should be aimed to the right fairway bunker. The approach shot needs to be long to avoid the greenside bunkers on the front right of the green.



262
235
156
154

66
81
83
113
130
164

270
243
163
161

44
20
16

16 PAR 4

● 422 ○ 397 ● 320 ● 318

Use the fairway bunker as your target off the tee. Trust the yardage for your approach shot as there is dead ground short of the green.



52 -
71 -
88 -
-117
-124
141 -
158 -

317
292
215
213




38
23
15
9

● 144 ○ 119 ● 119 ● 87

 17
PAR 3

Take note of the wind here. Even though it is a short hole just aim for the centre of the green!



● 499 ○ 467 ● 467 ● 373

 18
PAR 5

No need for driver here as the fairway narrows down. Use the pot bunker as an aiming point with a fairway metal. Long hitters can take on the green but take care as a little left will bring the environmental area into play.

